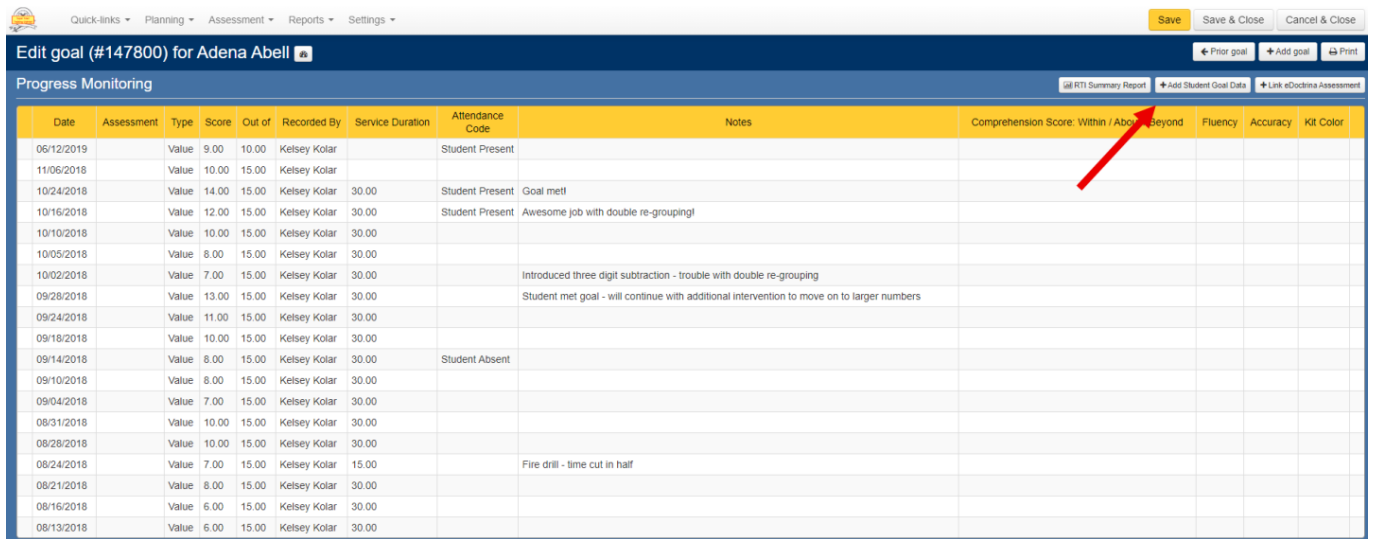


# 07.C. Entering Service Data for Students for Progress Monitoring

The purpose of the eDoctrina RTI Tracker is to monitor the progress of a student for a specific goal. An important step in this process is to record any relevant data in the Progress Monitoring section of each student goal.

## Adding Data For One Student

Service Data can be entered for each student goal within the Student Goal Editor. Simply find the student goal and scroll down the the **Progress Monitoring** section of the Student Goal Editor.



The screenshot shows the 'Edit goal (#147800) for Adena Abell' interface. The 'Progress Monitoring' section is active, displaying a table with columns: Date, Assessment, Type, Score, Out of, Recorded By, Service Duration, Attendance Code, Notes, Comprehension Score: Within / Above / Beyond, Fluency, Accuracy, and Kit Color. A red arrow points to the '+ Add Student Goal Data' button in the top right corner of the table area.

Date	Assessment	Type	Score	Out of	Recorded By	Service Duration	Attendance Code	Notes	Comprehension Score: Within / Above / Beyond	Fluency	Accuracy	Kit Color
06/12/2019		Value	9.00	10.00	Kelsey Kolar		Student Present					
11/06/2018		Value	10.00	15.00	Kelsey Kolar							
10/24/2018		Value	14.00	15.00	Kelsey Kolar	30.00	Student Present	Goal met!				
10/16/2018		Value	12.00	15.00	Kelsey Kolar	30.00	Student Present	Awesome job with double re-grouping!				
10/10/2018		Value	10.00	15.00	Kelsey Kolar	30.00						
10/05/2018		Value	8.00	15.00	Kelsey Kolar	30.00						
10/02/2018		Value	7.00	15.00	Kelsey Kolar	30.00		Introduced three digit subtraction - trouble with double re-grouping				
09/28/2018		Value	13.00	15.00	Kelsey Kolar	30.00		Student met goal - will continue with additional intervention to move on to larger numbers				
09/24/2018		Value	11.00	15.00	Kelsey Kolar	30.00						
09/18/2018		Value	10.00	15.00	Kelsey Kolar	30.00						
09/14/2018		Value	8.00	15.00	Kelsey Kolar	30.00	Student Absent					
09/10/2018		Value	8.00	15.00	Kelsey Kolar	30.00						
09/04/2018		Value	7.00	15.00	Kelsey Kolar	30.00						
08/31/2018		Value	10.00	15.00	Kelsey Kolar	30.00						
08/28/2018		Value	10.00	15.00	Kelsey Kolar	30.00						
08/24/2018		Value	7.00	15.00	Kelsey Kolar	15.00		Fire drill - time cut in half				
08/21/2018		Value	8.00	15.00	Kelsey Kolar	30.00						
08/16/2018		Value	6.00	15.00	Kelsey Kolar	30.00						
08/13/2018		Value	6.00	15.00	Kelsey Kolar	30.00						

If prior service data has been entered for the selected student goal, it will be listed in the **Progress Monitoring** section. To enter a new item, select the **Add Student Goal Data** button. The following pop-up window will appear where the information about the service provided can be entered.

### Create Student Goal Data

Type: Value

Attendance Code: --any--

Score: No data

Out of:

Notes:

A score must be entered for data to be included on the graph

Service Duration:

\* Date: 06/12/2020

Assessment: 100 character(s) left

Comprehension Score: Within / About / Beyond

Fluency

Accuracy

Kit Color

Additional fields based on goal type

Save Cancel

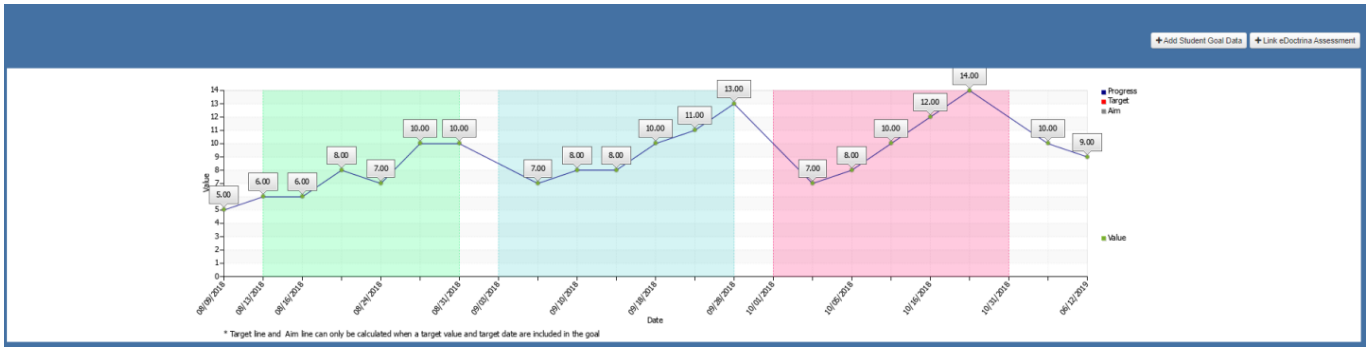
*Please note that the fields highlighted above are additional fields that can be added and customized per student goal type set up by the district. Please feel free to contact [help@edoctrina.org](mailto:help@edoctrina.org) if you'd like more information about this field.*

Progress Monitoring can be entered using the additional fields provided. Please note that it is not mandatory to enter a student's score, but keep in mind that data will only graph if a score has been added. If no score is added but additional information is, such as attendance codes and/or notes, the data will be included in the Progress Monitoring table only.

**Save**

Once the appropriate data has been added, users can click the **Save** button to add another line of Service data to the Progress Monitoring section of the student goal.

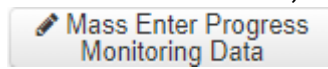
All entered Service Data will be plotted on a graph to provide a visual representation of the student's progress. The student's score is shown on the vertical axis and the date is shown on the horizontal axis.



## Progress Monitoring for Multiple Students

In addition to adding Progress Monitoring data for one student at a time, it is also possible to enter

Service Data for multiple students by selecting the



button. This option is

very useful if users are monitoring a group of students with a common goal at the same time.

Users should first select either the students or the specific goals they want to add PM data for using the checkboxes on the Student Goals homepage, and then select the icon toward the top of the screen.

**Select students or individual goals to mass enter PM data for**

UID	Name	Status	Description	Start	Target	End
1519691	Adena Abell	Active	TRAINING: Student will use multiple interventions to increase proficiency in subtraction with and without re-grouping (up to 1000).	08/09/2018	10/24/2018	
1521627	Arielle Able	Active	This is my goal!	04/07/2020	07/03/2020	
1519859	Arnulfo Ables	Active	Student will solve two-step word problems with 90% accuracy.	05/06/2020	06/17/2020	06/17/2020
1519697	Adolph Accardo	Active	This is my goal!	04/07/2020		

When the page opens, users can now enter Progress Monitoring data for multiple students at a time. The data can be entered one student at a time using the fields in-line with their name, or the top row of fields can be used to mass enter common data for all selected students at once.

